

## Simplicity Investment Funds

NZ Share Fund

Fund update

This update was first made publicly available on 28 July 2021



# Fund update

Quarter ending 30 June 2021

## What is the purpose of this update?

This document tells you how the Simplicity NZ Share Fund (NZ Share Fund) has performed and what fees were charged. The document will help you to compare the fund with other funds. Simplicity NZ Limited prepared this update in accordance with the Financial Markets Conduct Act 2013. This information is not audited and may be updated.

## Description of this fund

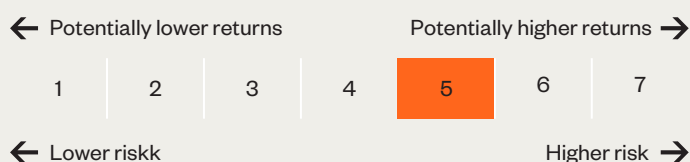
The NZ Share Fund invests in securities listed on the New Zealand stock exchange (NZX), designed to be the New Zealand share component of a diversified investment portfolio.

Total value of the fund	\$ 695,914,559
The date the fund started	3 April 2018

## What are the risks of investing?

Risk indicator for the NZ Share Fund:<sup>1</sup>

### Risk indicator



The risk indicator is rated from 1 (low) to 7 (high). The rating reflects how much the value of the fund's assets goes up and down. A higher risk generally means higher potential returns over time, but more ups and downs along the way.

To help you clarify your own attitude to risk, you can seek financial advice or work out your risk profile at <https://www.sorted.org.nz/guides/kiwisaver-which-fund-suits>

Note that even the lowest category does not mean a risk-free investment, and there are other risks that are not captured by this rating.

This risk indicator is not a guarantee of the fund's future performance. As the fund has not been in existence for five years, the risk indicator is based on five year information including actual performance figures from 3 April 2018, and market returns data for the period prior to that date. As a result of this, the risk indicator may provide a less reliable indicator of the potential future volatility of the fund. While risk indicators are usually relatively stable, they do shift from time to time. The risk indicator will continue to be updated in future fund updates.

See the product disclosure statement (PDS) for more information about the risks associated with investing in this fund.



## How has the fund performed?

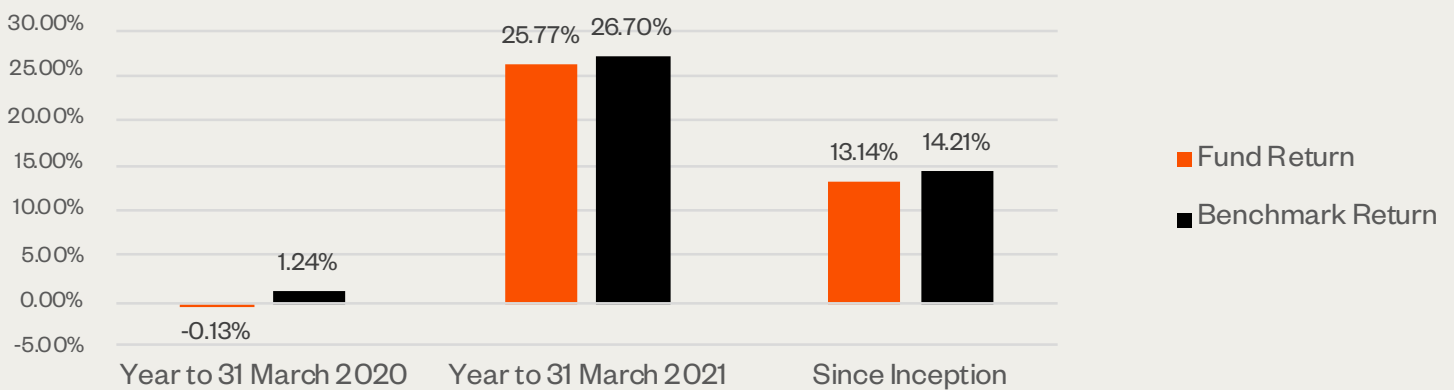
PAST YEAR

Annual return (after deductions for charges and tax)	7.91%
Annual return (after deductions for charges but before tax)	8.72%
Market index annual return (reflects no deduction for charges and tax)	8.77%

The market index is the Morningstar New Zealand (total return) Index, which includes imputation credits.

Additional information about the market index is available on the Disclose Register:

<http://www.companiesoffice.govt.nz/disclose>



This shows the return after fund charges and tax for each year ending 31 March since the fund started. The last bar shows the average annual return since the fund started, up to 30 June 2021.

**Important** This does not tell you how the fund will perform in the future.

Returns in this update are after tax at the highest prescribed investor rate (PIR) of tax for an individual New Zealand resident. Your tax may be lower.

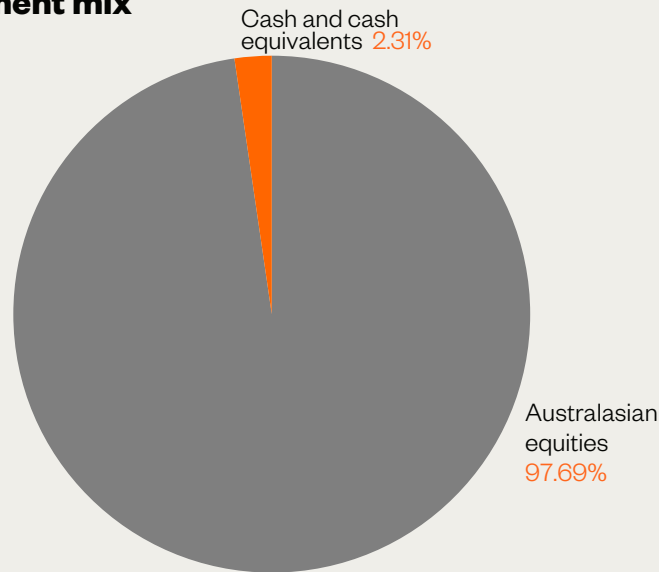




# What does the fund invest in?

This shows the types of assets that the fund invests in.

## Actual investment mix



## Target investment mix

Cash and cash equivalents	0%	International equities	0%
New Zealand fixed interest	0%	Listed property	0%
International fixed interest	0%	Unlisted property	0%
Australasian equities	100%	Commodities	0%

## Top 10 investments

Asset Name	% of fund net assets	Type	Country	Credit rating
Fisher & Paykel Healthcare Ltd	14.75%	Australasian Equities	NZ	N/A
Auckland International Airport Ltd	7.79%	Australasian Equities	NZ	N/A
Spark New Zealand Ltd	6.87%	Australasian Equities	NZ	N/A
Meridian Energy Limited	5.59%	Australasian Equities	NZ	N/A
Ryman Healthcare Ltd	5.23%	Australasian Equities	NZ	N/A
A2 Milk Company Ltd	5.17%	Australasian Equities	NZ	N/A
Fletcher Building Ltd	4.84%	Australasian Equities	NZ	N/A
Mainfreight Ltd	4.69%	Australasian Equities	NZ	N/A
Contact Energy Ltd	4.54%	Australasian Equities	NZ	N/A
Infratil Ltd	4.27%	Australasian Equities	NZ	N/A

The top ten investments make up 63.74% of the fund.



## Key personnel

Name	Current position	Term	Previous or other current position	Term
Sam Stubbs	Managing Director, Simplicity	5 years	Chief Executive Officer, TOWER Investments	5 years and 1 month
Joy Marslin	Director, Simplicity	4 years and 4 months	Head of Private Wealth Management, Westpac NZ	3 years and 7 months
Reuben Halper	Director, Simplicity	4 years	Agency Lead, Google New Zealand (current)	5 years and 6 months
Mel Hewitson	Director, Simplicity	2 years and 1 month	Independent Director, Trust Investments Management Limited (current)	1 year and 6 months
Anna Tierney	Director, Simplicity	2 years and 1 month	Forensic accountant & risk consultant (current)	15 years

## Further information

You can also obtain this information, the PDS for the Simplicity Investment Funds and some additional information from the offer register at <http://www.companiesoffice.govt.nz/disclose>

## Notes

1. As the fund started on 3 April 2018, actual returns for the fund are not available until then. To calculate the risk indicator for the five-year period ending 31 March 2021, market index returns have been used up to 31 March 2018 with actual fund returns used for the balance of the period. As a result of those market returns, the risk indicator may provide a less reliable indicator of the potential future volatility of the fund.